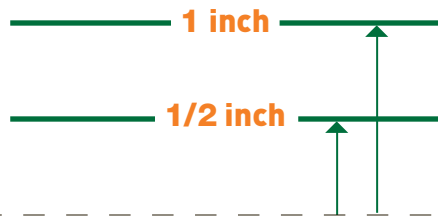


HOW TO USE YOUR TUNA CAN TEST STRIP

1. Check the recommended watering amount for the week in one of these ways:
 - Visit the website of your water utility.
 - Call the Regional Waterline at 541-341-8510.
 - Watch the Friday weather report on TV station KEZI, KMTR, or KVAL.

2. Place the strip in your tuna can. Place the tuna can in your landscape where it will receive an average amount of water from the sprinkler, and then turn on the sprinkler.



3. Turn off the sprinkler when the amount in the tuna can matches the recommended amount of water for that week.



eweb.org
541-685-7000



rwdonline.net
541-746-1676

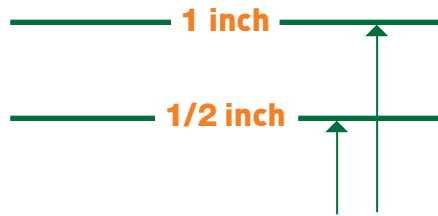


subutil.com
541-746-8451

HOW TO USE YOUR TUNA CAN TEST STRIP

1. Check the recommended watering amount for the week in one of these ways:
 - Visit the website of your water utility.
 - Call the Regional Waterline at 541-341-8510.
 - Watch the Friday weather report on TV station KEZI, KMTR, or KVAL.

2. Place the strip in your tuna can. Place the tuna can in your landscape where it will receive an average amount of water from the sprinkler, and then turn on the sprinkler.



3. Turn off the sprinkler when the amount in the tuna can matches the recommended amount of water for that week.



eweb.org
541-685-7000



rwdonline.net
541-746-1676

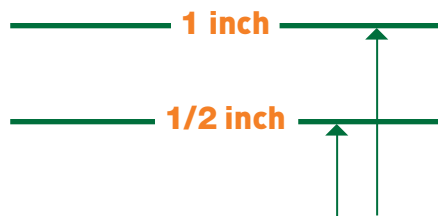


subutil.com
541-746-8451

HOW TO USE YOUR TUNA CAN TEST STRIP

1. Check the recommended watering amount for the week in one of these ways:
 - Visit the website of your water utility.
 - Call the Regional Waterline at 541-341-8510.
 - Watch the Friday weather report on TV station KEZI, KMTR, or KVAL.

2. Place the strip in your tuna can. Place the tuna can in your landscape where it will receive an average amount of water from the sprinkler, and then turn on the sprinkler.



3. Turn off the sprinkler when the amount in the tuna can matches the recommended amount of water for that week.



eweb.org
541-685-7000



rwdonline.net
541-746-1676

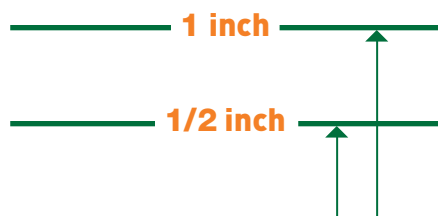


subutil.com
541-746-8451

HOW TO USE YOUR TUNA CAN TEST STRIP

1. Check the recommended watering amount for the week in one of these ways:
 - Visit the website of your water utility.
 - Call the Regional Waterline at 541-341-8510.
 - Watch the Friday weather report on TV station KEZI, KMTR, or KVAL.

2. Place the strip in your tuna can. Place the tuna can in your landscape where it will receive an average amount of water from the sprinkler, and then turn on the sprinkler.



3. Turn off the sprinkler when the amount in the tuna can matches the recommended amount of water for that week.



eweb.org
541-685-7000



rwdonline.net
541-746-1676



subutil.com
541-746-8451