

WATER-EFFICIENT PLANTS for the WILLAMETTE VALLEY



This Plant Guide has been made available through a partnership between Clackamas Community College Horticulture Department, South Fork Water Board, Regional Water Providers Consortium, OSU Extension Service, City of Corvallis, and Eugene Water and Electric Board, with the goal of moving towards a more water-efficient community through water-efficient landscaping. We recognize that there are many more well deserving water-efficient plants than we were able to include in this guide.

For more information about the following partners, go to their websites listed below.



Clackamas Community College
<http://depts.clackamas.edu/hort/>



Eugene Water and Electric Board
<http://www.eweb.org/>



Regional Water Providers Consortium
www.conserveh2o.org



The City of Corvallis
www.ci.corvallis.or.us



Oregon State University Extension Service
<http://extension.oregonstate.edu>



South Fork Water Board
www.sfwb.org

A special thanks to all those who contributed the many photos for this publication and provided editorial content and feedback.

Elizabeth Howley, Clackamas Community College, Horticulture Department

Neil Bell, OSU Extension Service

Pat Breen, OSU Department of Horticulture

Louis-M. Landry; Fred Hrusa; John Game; David McClurg; Luigi Rignanese; Tim Sullivan; Jerry Murray; Steve Matson; Scotty Fairchild; Linda McMahan; Bluestem Nursery; Trans-Pacific Nursery; Renee Harber; Chris Miskow

Other Credits

Dr. Amadej Trnkoczy: *Pinus nigra*, *Daphne cneorum*, *Crocus vernus* ssp. *albiflorus*, *Malva alcea*, *Geranium sanguineum*, *Origanum vulgare*

Brousseau Collection: *Abies grandis*, *Oemleria cerasiformis*, *Solidago* sp., *Artemisia suksdorfii*, *Fragaria chiloensis*

Charles Webber © California Academy of Sciences: *Juniperus scopulorum*; *Ceanothus impressus*; *Hypericum calycinum*

Gerald and Buff Corsi © California Academy of Sciences: *Pinus ponderosa*; *Gaillardia aristata*

Dr. G. Dallas and Margaret Hanna © California Academy of Sciences: *Acer circinatum*

Robert Potts © California Academy of Sciences: *Aster subspicatus*; *Oxalis oregana*

Christopher Christie © 2003 *Dicentra formosa*

Dr. Nick V. Kurzenko ©2004 *Phellodendron amurense*; *Pinus densiflora*

Timothy D. Ives © 2002 *Abies procera*

Jeff Abbas © 2001 *Ratibida columnifera*

George Jackson © 2002 *Calycanthus occidentalis*

JoAnn Ordano © California Academy of Sciences: *Papaver somniferum*

Joseph Dougherty/ecology.org © *Cercis occidentalis*, *Liatis spicata*

Robert Sivinski © 2004 *Penstemon barbatus* ssp. *torreyi*

Virginia Moore © California Academy of Sciences: *Briza maxima*



Table of Contents



Introduction	2
7 Basic Steps	3-7
Broadleaf Trees	8-11
Evergreen Conifer Trees	10-15
Shrubs.....	14-27
Bulbs	26-29
Perennials.....	28-37
Ground Covers	36-39
Ornamental Grasses	40-41
Water-efficient Demonstration Gardens	42-43
Index.....	44-45
Resources	Back Cover

Western Oregon has a Mediterranean-type climate, which is characterized by mild, wet winters and dry, warm summers. Our dry period typically lasts 3 months (July through September), and daytime temperatures may exceed 90° F. This combination of dry days and summer heat will cause stress to many landscape plants if they are not irrigated regularly. As a result, municipal water use in the Willamette Valley frequently doubles or triples during the summer months due to outdoor watering. *See the graph below.* As the population in our region grows, meeting our summer watering needs is becoming more challenging.

When we draw water from our reservoirs faster than we can keep them filled, we threaten the supply of water needed for drinking, irrigation,

manufacturing, fish habitat, and emergencies such as firefighting. In addition to seasonal peaks, daily water use patterns can add stress to already stressed water distribution systems. Most automatic irrigation timers are set to go off in the early mornings (5 a.m.-7 a.m.) certain days of the week; therefore utilities must often super-size their facilities to meet early morning demands that may or may not occur in any given year based on weather conditions. If customers set irrigation timers at other times of the morning or night (11 p.m.-5 a.m.), water utilities would be assured of making the most of existing facilities before building new expensive structures.

Water conservation measures can enable water providers to delay building costly new facilities or seeking new water sources, thus helping keep

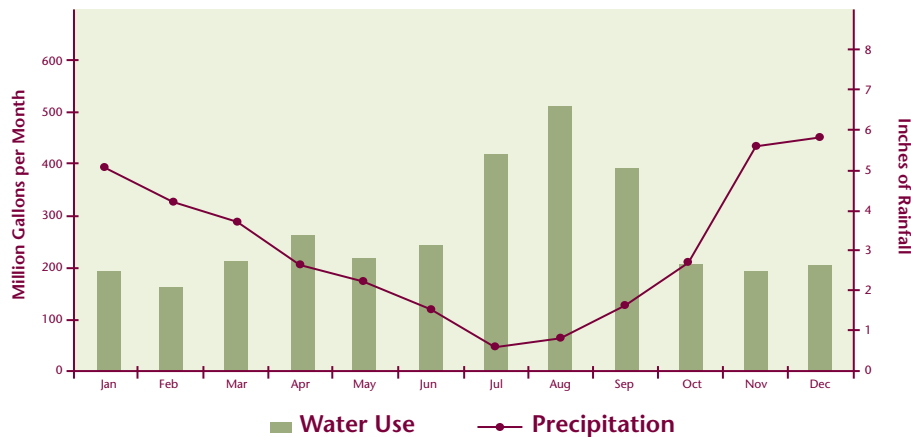
water rates down. While conservation alone will not eliminate the need to increase our water supply, it can make a substantial impact and balance the effect of population growth.

This guide was created by horticulture and conservation experts as a tool to assist the general gardener in making decisions about how to use water more efficiently in their landscapes. In addition to the water savings you will see, there are a number of other benefits that come with water-efficient landscaping. They include reduced fertilizer and chemical use, less weed growth, less energy use, less water runoff, and reduced maintenance.

Landscapes add value, beauty and livability to our homes, and keeping them water-efficient is a critical part of being a good steward. Whether you are redoing an existing landscape or landscaping a new home or business, consider this guide as a place to begin your efforts.

By following the seven basic steps of water-efficient landscaping, and by using this Water-efficient Plants for the Willamette Valley guide, you will discover trees, shrubs, bulbs, perennials, ground covers, and ornamental grasses that were chosen because they are suited to our Mediterranean-type climate and require less water, fertilizer, maintenance or other special care once they are established. These plants will also allow you to continue to achieve color, diversity, texture, and beauty in your landscape.

Typical Residential Water Use vs Rainfall West of Cascades



The 7 Basic Steps

Water-efficient landscaping uses simple, common-sense gardening practices. Many of these principles have been used in traditional landscaping for years as separate or partially combined principles. The seven basic steps incorporate all of them into one holistic method resulting in a unique landscaping approach that combines all the necessary elements to achieve a water-conserving landscape.

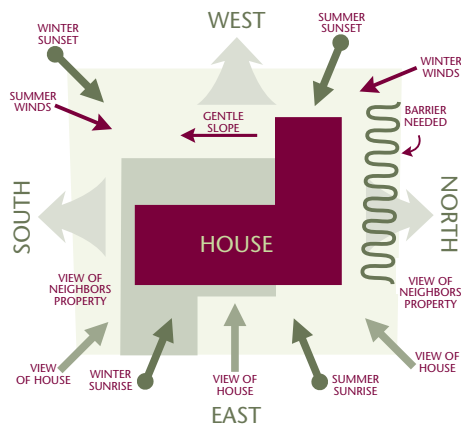


1: Planning and Design. The planning and design of your landscape is one of the most important steps. Whether you are starting from scratch or changing your existing landscape, begin by creating a plan. Your plan can range from a drawn sketch to a professional survey. A thoughtful design can allow you to install your landscape in phases and avoid costly mistakes. Be sure to include the location of existing structures, trees, shrubs, paths or walkways, and important views you want to keep (or eliminate), as well as the sun orientation and the direction of the wind.

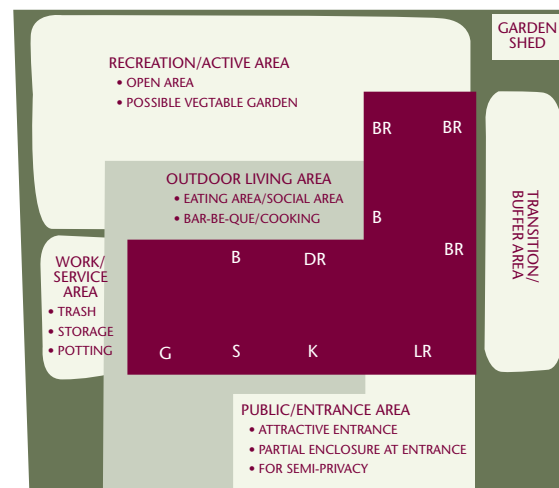
Your yard is made up of numerous microclimates. A microclimate is the climate of a small area that is different from the areas around it. It may be wetter or drier, warmer or colder, or more or less prone to frost than other areas of your yard. Microclimates in your yard can be influenced by your house, balconies, rooftops, fences, walls, large rocks or trees, and paved surfaces. It is important to note these areas in your plan.

You may want to begin by dividing your yard into four different light exposures - north, south, east, and west. What kind of light is available during various parts of the day - bright sunlight, filtered sunlight or shade? Remember, morning sunlight is cooler than afternoon sunlight. You can then identify specific types of plants you want to incorporate into your landscape. For example, a shade tree planted in the southeast section of your property will provide cooling for your home and landscape.

NOTE: Before selecting a tree, take the time to look over your site for things such as overhead utility lines as well as underground utility lines. Think about how the tree will look at maturity and how that will work within the location you are thinking about. Work with your local nursery to select the right tree. For more help in planting the right tree in the right place visit www.treesaregood.com.



- EXISTING SITE CONDITIONS •
- NOTE ON SOIL TYPE • SOIL IS MAINLY CLAY WITH SOME SAND IN IT, FAIR TO POOR DRAINAGE. CHECK WITH COUNTY EXTENSION OFFICE TO HAVE SOIL TESTED.



- DIAGRAM SPACE NEEDS •

By identifying and understanding microclimates, you have the ability to put the right plant in the right place, creating a healthier, water-efficient landscape. If you need help with your landscape layout, consult with a garden center or a landscape professional. For more information, refer to the resource section of this guide.

2: Compost and Cultivate. Soil improvements are very important to water-efficient landscaping. Understanding the basic characteristics of your soil is key for plant selection and watering practices. A productive soil provides physical support, water, air and nutrients to plants as well as soil-dwelling organisms. Roots and soil organisms breathe just as we do and require sufficient air and water to live. As a result, a good soil is not “solid,” instead between 40 and 60% of the soil volume is pores. The pores may be filled with either water or air, which makes both available to plants. The largest pores in the soil control aeration and movement of water through the soil and are largely the result of animal and earthworm burrowing or root growth. The smaller pores can store water.

Native, undisturbed soils in the Willamette Valley are usually silt loam or clay loam and are suitable for the growth of most plants. However, the soil that remains after construction of homes are usually dramatically modified from the native soil that existed prior to construction. This soil is often composed of subsoil material excavated during road or foundation construction. This subsoil overlays the native soil and is compacted during construction by machinery. The

result is soil that is low in organic matter and nutrient content. Compaction also prevents root growth and water percolation into the soil, reducing plant growth and water availability.

In disturbed and compacted sites, consider testing the soil before planting to find out what it requires. Soil issues requiring particular attention include soil compaction and soil pH, but also organic matter content and nutrient availability. Many companies will test soil for homeowners. For a list of these, check with your local OSU Extension office for a copy of EM 8677, *A list of analytical laboratories serving Oregon*.

One of the easiest ways to improve the soil and create a better environment for your plants is to amend your soil with compost and organic matter. Working amendments into soil will help to alleviate compaction problems and improve the ability of the soil to accept and store water. Amending your soil often means that you can reduce the amount of water a newly planted garden requires. Adding organic matter will also increase the activity and the number of soil organisms.

Over time, a well-amended soil will supply more of the nutrients your plants require, which will reduce fertilizer requirements. Soils amended with organic matter are a better sponge for water, allowing more water to go into the soil, and less water to run off the surface. Because surface runoff is reduced, pesticides and fertilizers are retained in the soil and prevented from washing off into nearby rivers and lakes. A well-balanced soil is key to maintaining healthy plants and lawn. For more information on the benefits and use

of various soil amendments, check with your local OSU Extension office for a copy of EC 1561, *Improving garden soils with organic matter*.

3: Create Functional Turf Area. Grass requires more water and maintenance than most other plants, so it is important to evaluate your landscape to see where grass is practical and functional. A lawn should be designed to serve multiple purposes - for play areas, picnics, and pets. In many cases, grass can be replaced with other, less-thirsty seed mixtures like ecoturf or materials such as groundcovers, low-water-use plants, mulches, or hardscape features.

Steep slopes, sharp angles, and narrow driveways or sidewalk strips are difficult to water-efficiently and are usually hard to mow. Consider ground covers, low-water-use plants, and mulches for these areas, or where foot traffic is infrequent or undesirable. Ground covers offer much of a lawn's neatness and uniformity with less maintenance. Hardscape features are another way to enhance the functionality of your yard while helping you rely less on irrigation. In high use areas consider putting in pathways or patios made of wood, rock or gravel that allows water to drain through them and into the soil beneath.

Keep these water-saving guidelines in mind when evaluating your lawn area:

- Place the lawn where it will be the most useful.
- Keep the physical layout of the grass area in easy-to-irrigate shapes.
- Edge the lawn's perimeter so that it is easier to mow.

- Don't plant grass on steep slopes.
- Consider placing beds of water-thirsty plants near the lawn so they benefit from additional water.
- Consider letting your lawn go dormant; it will turn green again with the autumn rains.

4: The Right Plant in the Right

Place. Different plants need different amounts of water, sun, and shade to survive. Once you have identified your microclimates you can select plants suited to these specific areas of your landscape.

How will you fit the appropriate plants into the microclimates you have identified? Are the plants you want actually suited to the weather conditions of the Willamette Valley? To help answer these questions, the USDA developed a rating system that divides the United States and Southern Canada into eleven zones. Each zone is based on a 10 degree Fahrenheit difference in the average annual minimum (i.e. winter) temperature and will help you match plants with appropriate hardiness to low winter temperatures. The Willamette Valley, including the Portland Metro area, is rated as zone 8 (10 to 20 degrees F). The USDA Hardiness Zones are not the same as the Sunset Climate Zones. The Sunset Climate Zone for the Willamette Valley is 6.

In addition to managing your yard's microclimates, look at creating watering zones in your landscape. Within each watering zone, all of the plants should have the same general watering needs, allowing you to give each plant only the amount of water it needs. Matching water requirements helps prevent over

or under watering which can cause stress and promote disease. Watering zones help you avoid wasting water, while reducing the amount of time, effort, and natural resources needed to maintain your garden. Consider dividing your landscape into three watering zones: high, moderate, and low watering zones.

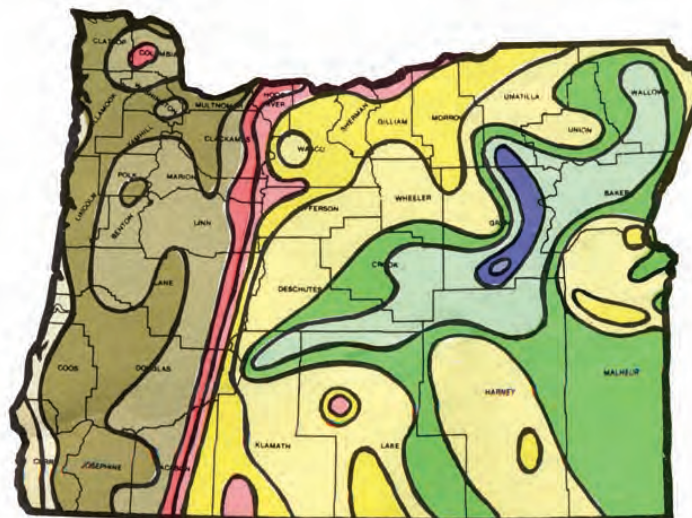
High watering zones may be small, visible, highly maintained areas such as home entrances or lawn areas. This is where your thirstiest plants should be planted. These areas are typically located near the water source so they are easy to water. Moderate watering zones may need occasional watering in addition to natural rainfall to maintain healthy plants. Plants in low watering zones can typically survive on natural rainfall once they are established. These plants are typically located in the outer areas of the yard.

5: Water Wisely. The most common problem in the home landscape is over watering. When this is combined with poor soil quality it can reduce plant growth or even cause plant death, but more importantly, it's wasteful. A well-planned, well-designed, well-timed irrigation system saves money and promotes plant health by applying the right amount of water without excess. Soaker hoses or drip irrigation are the most water-efficient systems for trees and planting beds.

Overhead sprinkling generally is less efficient than watering at the soil surface, because more water is lost to evaporation and wind. Water is also often applied faster than the soil can absorb it; so it runs off or is lost to evaporation, and never reaches the plant roots.

USDA Plant Hardiness Zone Map

Oregon



Average Annual Minimum Temperature

Temperature (°C)	Zone	Temperature (°F)
-45.6 and Below	1	Below -50
42.8 to -45.5	2a	-45 to -50
-40.0 to -42.7	2b	-40 to -45
-37.3 to -40.0	3a	-35 to -40
-34.5 to -37.2	3b	-30 to -35
-31.7 to -34.4	4a	-25 to -30
-28.9 to -31.6	4b	-20 to -25
-26.2 to -28.8	5a	-15 to -20
-23.4 to -26.1	5b	-10 to -15
-20.6 to -23.3	6a	-5 to -10
-17.8 to -20.5	6b	0 to -5
-15.0 to -17.7	7a	5 to 0
-12.3 to -15.0	7b	10 to 5
-9.5 to -12.2	8a	15 to 10
-6.7 to -9.4	8b	20 to 15
-3.9 to -6.6	9a	25 to 20
-1.2 to -3.8	9b	30 to 25
1.6 to -1.1	10a	35 to 30
4.4 to 1.7	10b	40 to 35
4.5 and Above	11	40 and Above

The amount you water should be based on soil conditions and plant needs. Watering thoroughly, but infrequently, will help roots grow deeper, so that more stored water is accessible to the plant from the soil reservoir.

Generally, turf requires more water than other plants, so irrigate turf areas separately from other plant areas. Typically, trees, shrub beds, and perennials don't need as much water as lawns. Water needs vary according to specific weather conditions, so it is important to adjust your watering schedule to compensate for changes in the weather. Learn how to set you controller so that you can adjust the watering time up as weather warms and down based on cooler weather and autumn rains.

During the summer an established lawn needs about 1 inch of water each week (including rainfall), and up to 1.5 inches per week during long hot, dry spells.

To figure out how to measure 1 inch of water, try this:

- Set out five empty straight sided cans (such as tuna or pet food cans) throughout the lawn.
- Turn on the sprinkler for exactly 15 minutes.
- Measure the depth of the water in each can, then add up the numbers and divide by five. This gives the average water depth of all the cans.
- Find the average water depth on the chart to the right. The box to the right of that number is the total weekly watering time needed from your sprinkler.

Average Water Depth in the Cans (<i>in inches</i>) After 15 minutes	Number of Minutes Needed to Water 1 inch
1/8	120
3/16	80
1/4	60
5/16	46
3/8	40
1/2	30
5/8	24
3/4	20
1	15
1 1/4	12

If water puddles or runs off to another part of the landscape, the soil may have a lot of clay and/or your irrigation system is applying water too fast. To manage this condition, spread the total watering time out over multiple days with a one to two hour break between short watering periods. For example, if the chart recommends watering 40 minutes per week, then run the sprinklers for ten minutes, wait an hour, then water for another ten minutes, and do this on two days of the week about three days apart from each other.

ET - Water to the weather. Plants transpire water into the air and water is evaporated from the soil. This process is called evapotranspiration or ET. Replacing this transpired and evaporated water is the most efficient way to water. *For local information on ET refer to the More Information section on the back cover of this guide.*

6: The Use of Mulch. Mulch comes in two forms, organic and inorganic. Both provide a protective layer of material that covers the soil surface. Unlike a soil amendment, mulch is not tilled into the soil. Organic mulches include aged manure, compost, bark, or wood chips. Inorganic mulches include gravel and river rock, or landscape cloth. Mulches are available in many shapes, sizes and colors, so the kind of mulch you choose really depends on your preference. There are a number of benefits to using mulch, including the following:

- Evaporation is a major source of water loss from the soil, and occurs because of the combined action of sun and wind on the soil surface. A layer of mulch can significantly reduce the amount of evaporation taking place and increase water available in the soil.
- A mulch layer will reduce the impact of raindrops on the soil surface, decreasing the likelihood of a compacted layer, and allow water to infiltrate the soil to a greater depth, reducing soil erosion and runoff.
- Mulch provides some control of weeds in landscapes or gardens. Management of weeds is desirable for aesthetic reasons, but it also will improve plant growth by decreasing competition for water.
- Organic mulches reduce soil absorption of heat by reflecting sunlight. Soils mulched with organic matter tend to maintain a more consistent temperature throughout the day, and year, compared with bare soil. By contrast, plastic mulches have a tendency to increase soil temperatures.

- Mulching can also improve the soil structure and biology. The use of organic mulches stimulates the activity of beneficial soil organisms, and provides habit or cover for these organisms including earthworms.
- As mulch decomposes, nutrients are slowly released to the soil for plant use.

Mulch should be applied annually or as needed in the spring to conserve moisture and prevent weed seeds from sprouting or in the winter to protect soil from erosion and help plant roots retain warmth. Use 1 to 2 inches of compost, leaves, sawdust, or 2 to 4 inches of coarsely shredded bark or wood chips. If the mulch is too deep, water will have a difficult time reaching the plant roots.

7: Keep Up the Maintenance. Routine maintenance such as pruning, pest control, and fertilization will keep your plants healthy and your landscape at its peak. A healthy landscape is more resistant to summer heat, freezing, insects and disease. The following are a number of maintenance tips.

Aerate your lawn annually and de-thatch as needed to ensure that the roots are receiving the right amount of water and oxygen.

Weeds compete with plants for nutrients, light and water, so weed frequently by hoeing or pulling them by hand. Remember, a good layer of mulch will help with weed suppression.

Make every drop count — check your irrigation system regularly to make sure it provides the right amount of water, at the right place, at the right time. Also check for leaks and broken sprinkler heads. Don't water your sidewalk or driveway — they won't grow no matter how much you water them!

If you need help with your water-efficient landscape, consult a landscape professional, seek advice from your local garden center, or consult with an OSU Master Gardener. For more information, refer to the resource section of this guide. Most of all enjoy, your time in your yard and the benefits from reducing your water usage.

Plant Legend

Oregon Native

✓ - Plant is native to Oregon

Height

Individual plants may vary in height depending on age and condition.

Spread

Individual plants may vary in width depending on maturity and space allotted for the plant.

Evergreen/Deciduous

E - Evergreen, retains some or all of its foliage year round.

D - Deciduous, loses leaves during the plant's dormant season.

Water

Refers to the plant's water needs after they are established. All plants require more water when first planted.

L - Low-water-use: plants perform well with minimal supplemental irrigation once established.

M - Moderate-water-use: plants perform well with some supplemental irrigation once established.

Wildlife

Flowers, leaves, or berries provide value for birds and mammals.




Vine Maple



Amur Maple



Silk Tree or Mimosa



Madrone



Upright Hornbeam



Eastern Redbud



Snow Gum



Raywood Ash



Western Catalpa

COMMON NAME SCIENTIFIC NAME	OREGON NATIVE	HEIGHT	SPREAD	LIGHT	EVERGREEN/DECIDUOUS	SEASONAL INTEREST	COLOR/FEATURE	WATER	MAINTENANCE	WILDLIFE	COMMENTS
Vine Maple <i>Acer circinatum</i>	✓	5-20'	3-6'	part shade to shade	D	may be a small, multi-stemmed tree	red-orange fall color	M	may be thinned to shape and reveal form	Y	grows best in full shade, best fall color when grown in sun, but will need more water if grown in sun
Amur Maple <i>Acer ginnala</i>		20'	15-20'	sun	D	leaves turn a brilliant red in fall	deep green leaves	M	remove crossing branches, prune as a large shrub or small tree	Y	<i>see *</i> , this small tree fits well into an urban garden, and has red fall color
Silk Tree or Mimosa <i>Albizia julibrissin</i>		25-30'	25-30'	sun	D	foliage has tropical look, summer flowers	pink flowers	L	this plant is late to leaf out, so be cautious about spring pruning	N	<i>see *</i> , fragrant summer flowers shaped like bottle brushes, prone to ice damage
Madrone <i>Arbutus menziesii</i>	✓	30-50'	15-25'	sun	E	bronze, peeling bark on smooth trunk	evergreen leaves	L	thin if necessary to increase air circulation	Y	this plant is difficult to establish, must be planted in very well-drained soil, avoid summer water once established
Upright Hornbeam <i>Carpinus betulus</i> 'Fastigiata'		30'	15'	sun	D	small leaves provide a fine texture	medium green leaves	M	remove branches that cross or rub against each other	N	this small tree with fine texture fits well into an urban garden and has a neat appearance
Western Catalpa <i>Catalpa speciosa</i>		50'	25-30'	sun	D	summer flower clusters	large leaves	M	due to this plant's weak wood, remove branches with narrow angles of attachment	Y	large clusters of flowers in summer serve as a nectar source for bees
Eastern Redbud <i>Cercis canadensis</i>		20'	15'	sun	D	early spring flowers	pea-shaped dark pink flowers	M	remove crossing branches, prune as a small tree	N	very early showy flowers are a harbinger of spring, 'Forest Pansy' has burgundy foliage
Snow Gum <i>Eucalyptus pauciflora</i> <i>ssp. niphophila</i>		20-30'	15-25'	sun	E	beautiful gray-green, lance-shaped leaves and peeling bark	interesting foliage texture	L	if very severe winter cold causes some die-back, this plant will resprout from the base	N	<i>see *</i> , bark is a mottled gray-white, fragrant stems of leaves are useful in arrangements, prone to ice damage, many other varieties available
Raywood Ash <i>Fraxinus angustifolia</i> 'Raywood'		30'	25'	sun	D	fine foliage texture and fall color	burgundy fall color	L	remove branches that have a weak angle of attachment	N	a small tree with attractive fall color and an airy appearance

*Plants noted as weedy or invasive in other states or countries



Ginkgo



Amur Maackia



Persian Parrotia



Amur Cork Tree



Oregon White Oak




Silver Linden



Lacebark Elm



Japanese Zelkova



Grand Fir

COMMON NAME SCIENTIFIC NAME	OREGON NATIVE	HEIGHT	SPREAD	LIGHT	EVERGREEN/DECIDUOUS	SEASONAL INTEREST	COLOR/FEATURE	WATER	MAINTENANCE	WILDLIFE	COMMENTS
Ginkgo <i>Ginkgo biloba</i>		25-40'	20-25'	sun	D	leaf shape and fall color	bright yellow fall color	M	retain a central leader for structural integrity	N	most specimens for sale are male plants because the fruit borne on females has an unpleasant odor
Amur Maackia <i>Maackia amurensis</i>		30'	25'	sun	D	dark green leaves and clusters of white flowers in summer	dark green leaves, white flowers	M	thin out and remove crossing or upright branches	N	a slow-growing, round-headed tree, many white flowers in summer
Persian Parrotia <i>Parrotia persica</i>		30'	15-20'	sun	D	shiny dark green leaves and attractive fall color	orange, red, and yellow in fall	M	remove lower branches	N	the trunk of this tree has patchy colors in many shades of brown and rust
Amur Cork Tree <i>Phellodendron amurense</i>		40'	25-30'	sun to part shade	D	corky bark and wide spreading branches	attractive gray-tan bark	M	remove any upright branches to open up this tree	N	<i>see*</i> , the foliage of this plant combined with the unusual look of the cork-like bark appears tropical
Oregon White Oak <i>Quercus garryana</i>	✓	60'	60'	sun	D	large spreading crown on this tree	dark green leaves	L	remove any upright branches to open up this tree	Y	a great native tree for attracting wildlife, avoid summer watering once established, slow growing
Silver Linden <i>Tilia tomentosa</i>		40'	25'	sun	D	fragrant flowers	leaves are dark green above and silver-white below	M	retain a central leader for structural integrity	N	sweet smelling, cream colored fragrant flowers in late spring
Lacebark Elm <i>Ulmus parvifolia</i>		30-50'	20-40'	sun	D	fine foliage texture and fall color	dark green leaves	M	remove crossing branches	Y	<i>see*</i> , a tree with a very fine texture which grows rapidly and will reach great height, resistant to Dutch Elm disease
Japanese Zelkova <i>Zelkova serrata</i>		50'	50'	sun	D	wide spreading crown	handsome bark	M	remove crossing branches	N	a large shade tree which will develop a wide-spreading crown
Evergreen Conifer Trees											
Grand Fir <i>Abies grandis</i>	✓	50'	30-40'	sun to part shade	E	symmetrical needled evergreen	glossy dark green needles	L	retain central leader	Y	needles smell like tangerine when crushed — may be used for potpourri


*Plants noted as weedy or invasive in other states or countries



Spanish Fir



Noble Fir



Atlas Cedar



Rocky Mountain Juniper



Colorado Blue Spruce



Japanese Red Pine



Austrian Pine



Ponderosa Pine



Eastern White Pine



Scot's Pine

COMMON NAME SCIENTIFIC NAME	OREGON NATIVE	HEIGHT	SPREAD	LIGHT	EVERGREEN/DECIDUOUS	SEASONAL INTEREST	COLOR/FEATURE	WATER	MAINTENANCE	WILDLIFE	COMMENTS
Spanish Fir <i>Abies pinsapo</i>		10-30'	5-15'	sun	E	attractive blue-green needles	white undersides of needles	L	retain central leader	Y	this small evergreen tree has a neat appearance, slow growing, many varieties available
Noble Fir <i>Abies procera</i>	✓	20-50'	10-20'	sun	E	cone-shaped young tree, becoming large	soft gray-green needles	L	retain central leader, remove crossing branches	Y	a moderate growing needled-evergreen
Atlas Cedar <i>Cedrus atlantica</i>		25-75'	6-40'	sun	E	loose, open evergreen	medium green needles	L	remove crossing branches, retain central leader	Y	thinning large trees helps to prevent wind damage — a tree care company could help with this, other varieties available
Rocky Mountain Juniper <i>Juniperus scopulorum</i>		20'	2-6'	sun	E	upright shrub or small tree, dense foliage	gray-green needles	L	in areas of heavy snow or ice, tie up branches	Y	pleasant summer fragrance, many varieties available
Colorado Blue Spruce <i>Picea pungens</i> var. <i>glauca</i>		30-60'	15-30'	sun	E	light blue-green foliage on this conical shaped tree	blue-green needles	L	retain central leader	Y	tree has sharp-pointed needles, many varieties available in tree and shrub form
Japanese Red Pine <i>Pinus densiflora</i>		10-50'	5-20'	sun	E	upright pine tree with an open habit of growth	dark green needles	L	retain central leader, remove crossing branches	Y	a popular pine for small and large gardens, many varieties available
Austrian Pine <i>Pinus nigra</i>		10-50'	5-20'	sun	E	slow to moderate growing small pine tree	dark green needles	L	retain central leader, remove crossing branches	Y	the deep green color of this tree's foliage makes it an attractive garden backdrop
Ponderosa Pine <i>Pinus ponderosa</i>	✓	30-60'	15-30'	sun	E	open and airy foliage/needles	light green needles	L	retain central leader, remove crossing branches	Y	a large tree with an open canopy which allows sunlight to reach the ground beneath the tree; Willamette Valley form is preferred
Eastern White Pine <i>Pinus strobus</i>		30-60'	15-30'	sun	E	soft foliage on this needled evergreen	medium green needles	L	retain central leader, remove crossing branches	Y	has an open form, there are many varieties available
Scot's Pine <i>Pinus sylvestris</i>		12-40'	10-20'	sun	E	orange tinted bark makes this a colorful tree year-round	gray-green needles	L	retain central leader, remove crossing branches	Y	<i>see*</i> , tree can become more attractive as it ages, many tree and shrub varieties available

*Plants noted as weedy or invasive in other states or countries




Japanese Black Pine



Douglas-fir



Western Redcedar



Western Hemlock



Western Hemlock



Mountain Hemlock



Leyland Cypress



Serviceberry



Dwarf Strawberry Tree



Hairy Manzanita

COMMON NAME SCIENTIFIC NAME	OREGON NATIVE	HEIGHT	SPREAD	LIGHT	EVERGREEN/DECIDUOUS	SEASONAL INTEREST	COLOR/FEATURE	WATER	MAINTENANCE	WILDLIFE	COMMENTS
Japanese Black Pine <i>Pinus thunbergii</i>		25-75'	15-25'	sun	E	irregular shape	dark gray-green needles	L	retain central leader	Y	a species with many varieties available
Douglas-fir <i>Pseudotsuga menziesii</i>	✓	50-100'	20-30'	sun or part shade	E	soft needled tree	medium to dark green needles	L	retain central leader	Y	large older trees may withstand windstorms if thinned but best to plant away from structures, fast growing
Western Redcedar <i>Thuja plicata</i>	✓	50' +	15-25'	sun to part shade	E	graceful downward-sweeping foliage	bright green to deep green foliage	M	retain central leader, remove crossing branches	Y	as a young tree, this species should be watered deeply yet infrequently — to establish a deep root system, once established will tolerate deep shade
Western Hemlock <i>Tsuga heterophylla</i>	✓	50-100'	20-30'	sun or shade	E	soft foliage on this small-needled evergreen	dark green needles	M	retain central leader	Y	the fine texture of this tree makes an attractive backdrop to other garden plants
Mountain Hemlock <i>Tsuga mertensiana</i>	✓	5-25'	5-10'	sun	E	a small tree with a tight cone shape	gray-green needles	L	retain central leader	Y	this slow growing small tree is a suitable addition to a small garden or a rock garden
Leyland Cypress <i>x Cupressocyparis leylandii</i>		25-50'	10-15'	sun	E	graceful foliage	green sprays of foliage	M	may be pruned to maintain a hedge	N	varieties: 'Castlewella' — golden foliage; 'Naylor's Blue' — blue foliage

Shrubs

Serviceberry <i>Amelanchier alnifolia</i>	✓	8-15'	4-8'	sun	D	multi-stemmed shrub with early flowers	white flowers, leaves turn orange in fall	L	little required, if it is desired to keep this plant small, older stems may be removed	Y	many varieties are available — some have larger flowers and more abundant fruit, some tree forms are available, non-native species also available
Dwarf Strawberry Tree <i>Arbutus unedo</i> 'Compacta'		5'	3-4'	sun or part shade	E	shiny dark green leaves, flower and fruit	bright red fruit	L	remove wayward branches	Y	large red fruit attract wildlife
Hairy Manzanita <i>Arctostaphylos columbiana</i>	✓	3'	3-6'	sun or part shade	E	a small-leaved shrub	leathery dark green leaves, reddish bark	L	may prune to maintain a small shrub	Y	bright red branches are attractive when this plant is pruned to accent them



Coyote Brush



Japanese Barberry



Boxwood



Western Spice Bush



Bluebeard



Santa Barbara Ceanothus



Blue Blossom



Western Redbud



Flowering Quince

COMMON NAME SCIENTIFIC NAME	OREGON NATIVE	HEIGHT	SPREAD	LIGHT	EVERGREEN/DECIDUOUS	SEASONAL INTEREST	COLOR/FEATURE	WATER	MAINTENANCE	WILDLIFE	COMMENTS
Coyote Brush <i>Baccharis pilularis</i>	✓	4-6'	4-8'	sun	E	dense shrub that spreads widely, fragrant flowers in autumn	bright green leaves	L	may be pruned lightly to shape it	N	varieties with different growth habits are available, native to coastal Oregon
Japanese Barberry <i>Berberis thunbergii</i>		3-4'	2-3'	sun	D	this multi-stemmed shrub forms a thicket for birds to hide in	orange-red fruit	L	remove older stems at the base to encourage new growth	Y	<i>see *</i> ; numerous shapes and varieties available, including red and golden leaf forms
Boxwood <i>Buxus sempervirens</i>		2-6'	2-6'	sun	E	small leaves give this plant a fine texture	medium green leaves	M	may be sheared to desired shape	N	the sun and heat of summer causes the foliage to give off an unpleasant odor, many varieties available
Western Spice Bush <i>Calycanthus occidentalis</i>	✓	4-6'	4-6'	sun or shade	D	2" wide fragrant reddish-brown flowers	bright green leaves	L	little pruning required, remove crowded stems	N	native to southern Oregon
Bluebeard <i>Caryopteris x clandonensis</i>		2-3'	2-3'	sun	D	low-growing mound with small leaves	blue flowers and silvery foliage	L	cut back hard prior to spring growth or after flowering to encourage repeat bloom	N	has a long period of bloom in mid-late summer
Santa Barbara Ceanothus <i>Ceanothus impressus</i>		5-8'	5-8'	sun	E	fast-growing shrub	dark blue flowers	L	can be sheared lightly and used as a hedge	N	at flowering time, plant is covered with masses of dark blue flowers, select forms available, plants may grow larger
Blue Blossom <i>Ceanothus thyrsiflorus</i>	✓	5-8'	5-8'	sun	E	deep green leaves combined with flowers are spectacular	blue-purple flowers	L	can be pruned in early summer to maintain as a smaller plant	N	one of the hardiest <i>Ceanothus</i> , 'Victoria' is a commonly available form, plants may grow larger, many varieties available, attracts bees when blooming
Western Redbud <i>Cercis occidentalis</i>		10'	10'	sun or part shade	D	shrub or small tree	pink flowers and blue-green leaves	L	may prune to maintain a small tree form	N	seed pods are attractive in winter
Flowering Quince <i>Chaenomeles speciosa</i>		5'	5-8'	sun	D	late winter flowers	shiny green leaves	L	need little to no maintenance if sited correctly	Y	shrub has large thorns which provide protection for birds, many colors and varieties available

*Plants noted as weedy or invasive in other states or countries



Rockrose



Redtwig Dogwood



Smokebush



Caucasian Daphne



Garland Daphne



Biscay Heath



Winter Creeper



Evergreen Euonymus



Wulfenii Spurge

COMMON NAME SCIENTIFIC NAME	OREGON NATIVE	HEIGHT	SPREAD	LIGHT	EVERGREEN/DECIDUOUS	SEASONAL INTEREST	COLOR/FEATURE	WATER	MAINTENANCE	WILDLIFE	COMMENTS
Rockrose <i>Cistus x hybridus</i>		3-5'	3-5'	sun	E	spring flowers, mounding, spreading shrub	white to pink flowers	L	little maintenance is required	N	aromatic leaves, may be used as a hedge or background shrub, many select forms available
Redtwig Dogwood <i>Cornus sericea</i>	✓	4-8'	4-8'	sun or part shade	D	red stems on new growth provide winter interest	more fruit will be produced when there are several plants	L	remove 1/3 of the oldest stems, at ground level, each winter to encourage the production of new red stems	Y	the stems of this shrub are a favorite for floral arrangements, many varieties of non-native species with colorful stems are available
Smokebush <i>Cotinus coggygria</i>		5-10'	4-8'	sun	D	the flower/seed heads create a smoky appearance	medium green leaves	M	thin, if necessary, and cut back old stems to the ground to encourage vigorous new growth	N	morning dew on the flower/seed heads is attractive, many varieties available with different leaf and flower colors
Caucasian Daphne <i>Daphne caucasica</i>		3'	3'	sun	E	fragrant flowers over a long period	small, medium green leaves	L	little maintenance necessary	N	<i>see *</i> , long bloom period and fine texture make this plant suitable for most gardens, this plant is toxic if ingested
Garland Daphne <i>Daphne cneorum</i>		1'	3'	sun	E	early spring pink flowers	small, gray-green leaves	L	when this shrub has finished flowering, tip shear to keep the plant dense	N	this shrub fits well into the smaller landscape, needs good drainage, this plant is toxic if ingested
Biscay Heath <i>Erica x darleyensis</i>		1-2'	1-2'	sun	E	flowers winter to spring	rose and white flowers	M	can be clipped in spring to give denser growth	N	many selected forms varying in habit and foliage color, many have brightly colored new growth
Winter Creeper <i>Euonymus fortunei</i>		1-3'	2-4'	sun	E	shiny leaves	small, bright green leaves	M	may trim to keep this shrub smaller	N	<i>see *</i> , many varieties available including variegated forms
Evergreen Euonymus <i>Euonymus japonicus</i>		1-12'	2-6'	sun	E	shiny leaves add interest to the winter garden	green leaves	M	older shrubs can be pruned as small trees	N	<i>see *</i> , may be used as a screen or hedge, tolerant of poor soils and heat, needs good air circulation
Wulfenii Spurge <i>Euphorbia characias</i> ssp. <i>wulfenii</i>		3'	3'	sun	E	lime green flowers are showy at the top of this dome-shaped plant	upright stems with blue-green leaves	L	wear gloves when working with this plant, remove spent flowers to prevent seedlings and cut back damaged stems	N	the 'tropical' appearance of this plant combined with the chartreuse flowers adds flair to the garden, this plant is toxic if ingested

*Plants noted as weedy or invasive in other states or countries



Coast Silktassel



Sun Rose



Oceanspray



Winter Jasmine



English Lavender



Spanish or French Lavender



Hedge Lavender



Box Honeysuckle



Oregon Grape

COMMON NAME SCIENTIFIC NAME	OREGON NATIVE	HEIGHT	SPREAD	LIGHT	EVERGREEN/DECIDUOUS	SEASONAL INTEREST	COLOR/FEATURE	WATER	MAINTENANCE	WILDLIFE	COMMENTS
Coast Silktassel <i>Garrya elliptica</i>	✓	6-8'	6-8'	sun to part shade	E	evergreen leaves are attractive year-round	deep green leaves and "silktassel" flowers	L	little needed, may be pruned to maintain desired size	N	throughout the late winter and early spring the hanging "silktassels" are attractive against the deep green foliage
Sun Rose <i>Helianthemum</i> spp.		6"-1'	3'	sun	E	flowers mid-spring to early summer	1" flowers, bright colors	L	tip shear after blooming	N	good for dry rocky areas, useful as a ground cover on a small scale, wide range of flower colors available
Oceanspray <i>Holodiscus discolor</i>	✓	4-8'	3-6'	sun	D	summer flower clusters, followed by seed clusters	cream-white flowers	L	remove 1/3 of the oldest stems at ground level each winter to encourage the production of new stems	Y	midsummer flowers at branch ends are produced in abundance
Winter Jasmine <i>Jasminum nudiflorum</i>		2-3'	3-5'	sun to part shade	D	midwinter or early spring flowers	bright yellow flowers and green stems	L	this plant may be tip-pruned in late spring to encourage more density	N	green stems and tiny leaves, spreads by rooting stems
English Lavender <i>Lavandula angustifolia</i>		1-2'	1-2'	sun	E	mounding plant, attracts bees	many flower forms available	L	tip shear after bloom is finished to have a more dense plant	N	many cultivated varieties are available with differing flowers
Spanish or French Lavender <i>Lavandula stoechas</i>		1'	1-2'	sun	E	flowers on a cone-like spike capped with a purple butterfly-like flag	many flower colors available	L	tip shear after bloom is finished to have a more dense plant	N	many cultivated varieties are available, interesting flower, not as fragrant as other lavender species
Hedge Lavender <i>Lavandula x intermedia</i>		2'	2'	sun	E	summer flowers and foliage	purple flowers and gray leaves	L	tip shear after bloom is finished to have a more dense plant	N	harvest flower stems while the flowers are in the bud stage to retain fragrance for herbal crafts
Box Honeysuckle <i>Lonicera nitida</i>		3-5'	3-5'	sun to part shade	E	tiny leaves which turn bronze to plum color in winter	dark green leaves and winter color	M	may be sheared for shape or tip-prune in early summer to encourage density	N	<i>see *</i> , easily pruned as a hedge, fragrant tiny white flowers, some nice variegated forms such as 'Baggesen's Gold' and 'Silver Beauty'
Oregon Grape <i>Mahonia aquifolium</i>	✓	4-5'	4-5'	sun or part shade	E	shiny green leaves become bronze-burgandy in winter	bright yellow flowers, followed by blue berry-like fruit	M	cut back 1/3 of older stems to 6" to rejuvenate	Y	Oregon's state flower, blue berries are favored by birds

*Plants noted as weedy or invasive in other states or countries



Longleaf Mahonia



Pacific Wax Myrtle



Indian Plum



Delavay Osmanthus



Holly Leaf Osmanthus



Mock Orange



Mugo Pine



Japanese Pittosporum



Dwarf Blue Scot's Pine



Bush Cinquefoil

COMMON NAME SCIENTIFIC NAME	OREGON NATIVE	HEIGHT	SPREAD	LIGHT	EVERGREEN/DECIDUOUS	SEASONAL INTEREST	COLOR/FEATURE	WATER	MAINTENANCE	WILDLIFE	COMMENTS
Longleaf Mahonia <i>Mahonia nervosa</i>	✓	2-3'	2-3'	part shade or shade	E	low-growing, blue berry-like fruit	blue green leaves	M	little needed, remove any winter-damaged stems	Y	good choice for dry shade
Pacific Wax Myrtle <i>Myrica californica</i>	✓	4-6'	4-6'	sun	E	purplish, wax-coated nutlets	narrow, dark green leaves	L	little needed, remove crossing branches	Y	attractive to birds
Indian Plum <i>Oemleria cerasiformis</i>	✓	5-6'	4-5'	sun or part shade	D	late winter flowers	pale yellow flowers	L	remove crossing branches	Y	one of the earliest native shrubs to bloom and leaf out, blue-black fruits
Delavay Osmanthus <i>Osmanthus delavayi</i>		4-5'	4-5'	sun or part shade	E	white, fragrant flowers in spring	small, dark green leaves	L	may be sheared into a hedge	N	tiny leaves give this plant a fine texture, may be used as a background plant
Holly Leaf Osmanthus <i>Osmanthus heterophyllus</i>		4-8'	4-8'	sun or part shade	E	fragrant flowers in autumn	dark green holly-like leaves	L	little maintenance is needed	N	this plant provides desirable holly-shaped leaves without becoming the invasive weed that English Holly has become, several varieties available
Mock Orange <i>Philadelphus lewisii</i>	✓	4-6'	3'	sun or part shade	D	abundance of fragrant flowers in early summer	medium green leaves, white flowers	M	remove older stems at the base to encourage new growth	N	loosely branched shrub, flowers up to 2" across, flowers are attractive to bees and butterflies
Mugo Pine <i>Pinus mugo</i>		3-6'	3-6'	sun	E	round, dense shrub	dark green needles	M	may tip shear the "candles" of new growth to keep smaller and more dense	N	many dwarf cultivated varieties are available
Japanese Pittosporum <i>Pittosporum tobira</i>		2-5'	2-5'	sun to part shade	E	very fragrant flowers smell like orange blossoms	shiny, dark green leaves, creamy white flowers	M	very amenable to pruning, plants can be cut right back into old wood if required	N	<i>see *</i> , this shrub is salt and heat tolerant, 'Tall and Tough' is a hardier form
Dwarf Blue Scot's Pine <i>Pinus sylvestris</i> 'Glauca Nana'		3-6'	3-6'	sun	E	round, dense shrub	blue-green needles	L	may tip shear the "candles" of new growth to keep smaller and more dense	N	many varieties including upright forms are available
Bush Cinquefoil <i>Potentilla fruticosa</i>	✓	2-4'	2-4'	sun	D	summer-flowering shrub	yellow flowers	M	may cut back to rejuvenate in the spring	N	may bloom until early fall, many varieties with different colored flowers are available, attracts bees and butterflies

*Plants noted as weedy or invasive in other states or countries



Coffeeberry



Cascara



Indian Hawthorn



Staghorn Sumac



Flowering Currant



Nutka Rose




Rosemary



Blue Elderberry



Lavender Cotton



Sweetbox

COMMON NAME SCIENTIFIC NAME	OREGON NATIVE	HEIGHT	SPREAD	LIGHT	EVERGREEN/DECIDUOUS	SEASONAL INTEREST	COLOR/FEATURE	WATER	MAINTENANCE	WILDLIFE	COMMENTS
Coffeeberry <i>Rhamnus californica</i>	✓	3-15'	8'	sun to part shade	E	small, shiny leaves and black berries	dark to light green leaves	L	may be trained as a small tree or multi-stemmed shrub	Y	attractive foliage, leaves are often white and woolly beneath, many varieties available
Cascara <i>Rhamnus purshiana</i>	✓	8-12'	4-8'	sun to part shade	D	small tree or shrub	dark green, prominently veined leaves	L	remove crossing branches	Y	single-stemmed plants may become 30-50 ft trees, good choice for a garden of native plants
Indian Hawthorn <i>Rhaphiolepis umbellata</i>		3-5'	3-5'	sun to part shade	E	small, white flowers in clusters	dark green leaves	L	remove 1/3 of oldest stems to rejuvenate in early summer	N	<i>see *</i> , good choice for coastal areas, fragrant flowers, dwarf forms are available
Staghorn Sumac <i>Rhus typhina</i>		4-6'	5-8'	sun	D	furry appearance to brown stems in winter	bright red-orange fall color	L	remove crossing branches, prune to accentuate lateral branching form	N	<i>see *</i> , shrub with year-round interest, suckers widely, several good species available
Flowering Currant <i>Ribes sanguineum</i>	✓	4-6'	4-6'	sun to part shade	D	spring flowers, upright shrub	clusters of pink, red or white flowers	L	remove crossing branches, may be pruned to an upright form	Y	showy flowers make an attractive annual display, several varieties with different flowers and forms
Nutka Rose <i>Rosa nootkana</i>	✓	4-6'	4-6'	sun or part shade	D	2 1/2" wide deep pink flowers	medium gray-green leaves, thorns on stems	L	may be cut back in early summer to rejuvenate growth	Y	showy rosy-red hips, may spread aggressively
Rosemary <i>Rosmarinus officinalis</i>		2-4'	2-4'	sun	E	leaves are used in cooking	deep green leaves, flowering begins in winter	L	may tip-prune to increase density	N	trimmings may be saved and used fresh or dried to use later in cooking, many varieties available
Blue Elderberry <i>Sambucus caerulea</i>	✓	6-15'	8-10'	sun or part shade	D	abundance of blue fruit in summer and fall	medium green leaves	M	may remove older stems to rejuvenate	Y	the fruit will be eagerly eaten by many species of birds in late fall
Lavender Cotton <i>Santolina chamaecyparissus</i>		2'	2'	sun	E	yellow button flowers in spring	gray-green, finely cut leaves	L	remove damaged foliage, shear lightly after flowering to preserve form	N	lacy appearance of foliage is fragrant and may be trimmed for use in crafts
Sweetbox <i>Sarcococca</i> spp.		3-5'	4-5'	sun or shade	E	fragrant flowers in winter	shiny green leaves	L	little maintenance required	N	the winter fragrance is welcome

*Plants noted as weedy or invasive in other states or countries



Japanese Spirea



Spirea



English Yew



Laurustinus Viburnum



Chaste Tree




Ornamental Onion



Camas Lily



Autumn Crocus



Crocus

COMMON NAME SCIENTIFIC NAME	OREGON NATIVE	HEIGHT	SPREAD	LIGHT	EVERGREEN/DECIDUOUS	SEASONAL INTEREST	COLOR/FEATURE	WATER	MAINTENANCE	WILDLIFE	COMMENTS
Japanese Spirea <i>Spiraea japonica</i>		2-3'	2-3'	sun to part shade	D	summer flowers	brightly colored flat topped clusters of flowers	M	cut back hard in early spring to rejuvenate plant	N	see *, many flower colors available
Spirea <i>Spiraea x vanhouttei</i>		3' +	3' +	sun	D	showy flowers and leaf color, spring blooming	small, fine-textured leaves	M	remove 1/3 of oldest stems to rejuvenate in early summer	N	many different <i>Spiraea</i> with different flower color and leaf color forms, widely available
English Yew <i>Taxus baccata</i>		5-15'	3-6'	sun	E	tiny leaves add a fine texture	dark green needles	L	may shear if a smaller plant is desired or may be left to grow as an informal screen	N	great deep green background plant, seeds are poisonous, many varieties with different growth habits available
Laurustinus Viburnum <i>Viburnum tinus</i>		5-7'	5-7'	sun to part shade	E	early spring flowers and blue fruit	wine-red new stems, white flowers	L	may be kept smaller with pruning	Y	see *, evergreen leaves, blue fruits, great plant for floral arrangements, fragrant flowers
Chaste Tree <i>Vitex agnus-castus</i>		6-8'	3-4'	sun	D	late summer flowers	light purple flowers	L	may remove crossing branches, pruning for shape and size will provide a more compact plant	N	summer to fall bloom is showy due to the abundance of large flower spikes at branch tips

Bulbs

Ornamental Onion <i>Allium</i> spp.		6" - 2'	1'	sun	D	wide variation in flower size and color	white, pink, purple, yellow	M	cut away old foliage in late fall	N	some varieties have huge flower heads which may be dried for arrangements, some are used as cut flowers, flowers may be used in salads
Camas Lily <i>Camassia</i> spp.	✓	1-2'	1'	sun	D	early spring flowers	blue, white, and yellow flowers	L	little maintenance is needed for this native flowering lily	N	several Northwest species, many selected forms, summer water can damage this plant and should be avoided
Autumn Crocus <i>Colchicum autumnale</i>		6"	1'	sun	D	fall bloom is a bright welcome sight	white, pink, pale purple	L	little maintenance necessary, divide clumps in spring	N	many other varieties of this attractive fall-blooming bulb
Crocus <i>Crocus</i> spp.		3-6"	6" - 1'	sun	D	early spring flowers	yellow, white, violet, and combinations	L	little maintenance necessary, divide clumps in autumn	N	many fine varieties are available, some may be naturalized in a lawn area

*Plants noted as weedy or invasive in other states or countries



Snow Drop



Oregon Iris



Grape Hyacinth



Daffodil



Common Yarrow



Pearly Everlasting



Western Columbine



Sea Pink



Absinth Wormwood



Aster

COMMON NAME SCIENTIFIC NAME	OREGON NATIVE	HEIGHT	SPREAD	LIGHT	EVERGREEN/DECIDUOUS	SEASONAL INTEREST	COLOR/FEATURE	WATER	MAINTENANCE	WILDLIFE	COMMENTS
Snow Drop <i>Galanthus nivalis</i>		6-9"	3"	sun to part shade	D	early spring flowers	white flowers	L	little maintenance necessary	N	plant in grouping for greatest effect
Oregon Iris <i>Iris tenax</i>	✓	1'	1'	sun	E	spring flower display	light purple or white flowers	L	trim back damaged foliage	N	will reseed readily, other fine native iris are available
Grape Hyacinth <i>Muscari armeniacum</i>		6"	6"	sun	D	spring display of grape-like clusters of flowers	purplish flowers in clusters	L	trim back damaged foliage	N	this bulb multiplies
Daffodil <i>Narcissus spp.</i>		6"-1 1/2'	6"	sun	D	early spring flowers	various shades of orange and yellow flowers	L	little maintenance	N	wide variety of flower forms and bloom period

Perennials

Common Yarrow <i>Achillea millefolium</i>	✓	1 1/2-2'	1 1/2-2'	sun	D	summer flowers, fine-textured foliage	many flower colors	L	cut off old flower stalks and dead foliage before spring growth begins	N	spreads by rhizomes, many native and non-native varieties and colors from white, to orange, to red are available
Pearly Everlasting <i>Anaphalis margaritacea</i>	✓	3'	2'	sun	D	white, long-lasting flowers	silver-downy foliage	L	cut off old flower stalks and dead foliage before spring growth begins	N	flowers may be dried and used in floral arrangements, may become weedy
Western Columbine <i>Aquilegia formosa</i>	✓	2'	2'	sun	D	showy flowers attract hummingbirds	orange and yellow flowers	L	cut off old flower stalks and dead foliage before spring growth begins	Y	nodding flowers are 1-2" across, plant will reseed; flowers second year not the first
Sea Pink <i>Armeria maritima</i>	✓	1'	1'	sun	D	dense mound of fine-textured foliage	white to pink flowers on 10 inch stems	M	remove damaged leaves and dead flowers	N	when planting do not plant too deep
Absinth Wormwood <i>Artemisia absinthium</i>		2-3'	1 1/2-2'	sun	E	blooms late summer/early fall	silver-gray aromatic foliage	M	self-sows freely; deadhead if you do not want volunteer seedlings next season	N	<i>see*</i> , this plant is toxic if ingested; do not overwater
Aster <i>Aster subspicatus</i>	✓	3'	2'	sun	D	summer flowers	purple flowers	L	cut off old flower stalks and dead foliage before spring growth begins	N	several species of native Aster, may spread aggressively

*Plants noted as weedy or invasive in other states or countries



False Indigo




Snow-In-Summer



Tickseed



Cheddar Pink



Purple Cone Flower



California Fuchsia



Shrubby Wallflower



Cushion Spurge



Blanket Flower

COMMON NAME SCIENTIFIC NAME	OREGON NATIVE	HEIGHT	SPREAD	LIGHT	EVERGREEN/DECIDUOUS	SEASONAL INTEREST	COLOR/FEATURE	WATER	MAINTENANCE	WILDLIFE	COMMENTS
False Indigo <i>Baptisia australis</i>		3'	3-4'	sun	D	spring flowers and seed heads	light purple flowers	M	cut off old flower stalks and dead foliage before spring growth begins	N	seed pods dry and rattle in the breeze
Snow-In-Summer <i>Cerastium tomentosum</i>		8"	3'	sun to part shade	D	dense, tufty mats of silvery gray	white flowers	M	tip shear after bloom is finished to have a more dense plant	N	use as a ground cover on slopes, may be used in combination with bulbs
Tickseed <i>Coreopsis grandiflora</i>		1 1/2'	3'	sun	D	flowers bloom all summer	bright yellow flowers	L	cut to ground level prior to new spring growth	N	spreads by self-sowing, several outstanding varieties available — many which will not self-sow, and many with attractive leaf forms
Cheddar Pink <i>Dianthus gratianopolitanus</i>		1'	1'	sun	E	fragrant flowers and mat-forming foliage	pink flowers, gray-green leaves	L	remove damaged foliage	N	tip shearing in spring may help to make clumps more dense
Purple Cone Flower <i>Echinacea purpurea</i>		2-3'	2'	sun	D	blooms over a long period in summer	light purple flowers	M	cut to ground level prior to new spring growth	Y	brown seed heads may be dried and used in floral arrangements, birds eat seeds
California Fuchsia <i>Epilobium canum</i>		2'	4'	sun	D	many flowers in late summer and autumn	red flowers	L	cut to ground level prior to new spring growth	Y	<i>see *</i> , hummingbirds feed from nectar in flowers, often sold as <i>Zauschneria</i>
Shrubby Wallflower <i>Erysimum</i> spp.		1-2'	1-2'	sun to part shade	E	blooms early summer through mid summer	purple flowers that cover a wide-spreading, fast-growing, shrubby mound		little maintenance needed	N	many have fragrant flowers
Cushion Spurge <i>Euphorbia polychroma</i>		1 1/2'	2'	sun to part shade	E	fall color, neatly rounded plants	yellow to orange-red leaves in fall	M	cut back damaged foliage	N	deep green leaves are symmetrically arranged, plants grown in full sun have better fall color
Blanket Flower <i>Gaillardia x grandiflora</i>		1'	1'	sun	D	long bloom period during summer	red and yellow flowers with maroon bands	L	cut to ground level prior to spring growth and after flowering to encourage repeat bloom	N	many varieties available, flowers throughout summer

*Plants noted as weedy or invasive in other states or countries



Gaura



Cranesbill



Bloody Cranesbill



Corsican Hellebore



Brilliant Stonecrop



Candytuft



Red Hot Poker



Gayfeather



Blue Flax



Lupine

COMMON NAME SCIENTIFIC NAME	OREGON NATIVE	HEIGHT	SPREAD	LIGHT	EVERGREEN/DECIDUOUS	SEASONAL INTEREST	COLOR/FEATURE	WATER	MAINTENANCE	WILDLIFE	COMMENTS
Gaura <i>Gaura lindheimeri</i>		2-3'	2-3'	sun	D	long bloom period during summer	white to light pink flowers	M	cut to ground level prior to new spring growth	N	<i>see *</i> , graceful feathery flower stalks, will happily re-seed in the garden
Cranesbill <i>Geranium macrorrhizum</i>		8-10"	1 1/2'	sun	D	blooms late spring through early summer	white, pink, or magenta flowers	L	cut to ground level prior to new spring growth	N	<i>see *</i> , attractive autumn foliage color — yellow to orange and scarlet
Bloody Cranesbill <i>Geranium sanguineum</i>		1 1/2'	2'	sun to part shade	D	dense mound with abundant flowers	white to pink	L	cut to ground level prior to new spring growth	N	plants grown in sun have foliage which turns red in fall, will re-bloom in midsummer if cut to ground
Corsican Hellebore <i>Helleborus argutifolius</i>		2-3'	2-3'	part shade to shade	E	flowers in winter	pale green flowers	M	remove damaged leaves and dead flowers	N	large, bold texture, 6-9 inch leaves are bluish green, many varieties available
Brilliant Stonecrop <i>Hylotelephium spectabile</i>		1-1 1/2'	1-2'	sun	E	gray-green leaves with flower stems reaching upward	light-purple fall color	L	cut to ground level prior to new spring growth	N	flower stalks and seed heads provide fall and winter interest, remove flower stalks prior to spring growth
Candytuft <i>Iberis sempervirens</i>		1'	1-2'	sun to part shade	E	abundant flowers at branch tips	white flowers, tiny, dark green leaves	L	tip shear after bloom is finished to have a more dense plant	N	plant is covered with flowers in spring
Red Hot Poker <i>Kniphofia</i> spp.		2-4'	2-3'	sun to part shade	E	slender bold-colored flowers rise above the plant	orange-red flowers	M	cut to ground level prior to new spring growth	Y	many varieties with other color forms available, flowers attract hummingbirds
Gayfeather <i>Liatris spicata</i>		2-3'	1 1/2'	sun	D	grassy clumps of leaves topped by fuzzy flower spikes	light purple	M	cut to ground level prior to new spring growth	N	other varieties with pink or white flowers are available
Blue Flax <i>Linum perenne</i>	✓	2'	1' - 1 1/2'	sun	D	feathery stems, flowers close in shade or late in the day	tiny, light blue flowers	L	cut to ground level prior to new spring growth	N	self-sows, grown for fiber (linen) and seed (linseed oil)
Lupine <i>Lupinus</i> spp.		2-3'	2' - 2 1/2'	sun	D	large stalks of flowers in spring	leaves may be featured	M	cut to ground level prior to new spring growth	Y	<i>see *</i> , pastel colors to dark purple flowers, removing spent flowers encourages repeat bloom, many native species, self-sows readily

*Plants noted as weedy or invasive in other states or countries



Rose Mallow



Opium Poppy



Beardip Penstemon



Russian Sage



Jerusalem Sage



Moss Phlox



Sword Fern



Prairie Coneflower



Matilija Poppy

COMMON NAME SCIENTIFIC NAME	OREGON NATIVE	HEIGHT	SPREAD	LIGHT	EVERGREEN/DECIDUOUS	SEASONAL INTEREST	COLOR/FEATURE	WATER	MAINTENANCE	WILDLIFE	COMMENTS
Rose Mallow <i>Malva alcea</i>		3-4'	2'	sun	D	sub-shrub that flowers abundantly	light to dark pink flowers	M	cut to ground level prior to new spring growth	N	used for perennial borders or edging, not a long-lived plant
Opium Poppy <i>Papaver somniferum</i>		3'	1'	sun	D	large, showy flowers	many colors of flowers	L	shake seeds from pods once they have dried to reseed	N	<i>see*</i> , while this specific poppy is an annual, reseeding makes it reappear in the garden, blue-green leaves
Beardlip Penstemon <i>Penstemon barbatus</i>		3'	2'	sun to part shade	D	flowers continue over a long period	spikes of red flowers	L	cut to ground level prior to new spring growth, tip shear to encourage density	N	varieties with pink flowers are available, many excellent native <i>Penstemon</i>
Russian Sage <i>Perovskia atriplicifolia</i>		3'	3'	sun	D	gray-green leaves with feathery appearance	light purple flowers	L	tip prune when young to develop a dense plant, do not cut back plant as new growth emerges from old stems	N	<i>see*</i> , extremely resistant to heat and drought once established
Jerusalem Sage <i>Phlomis fruticosa</i>		2-3'	3-4'	sun to part shade	D	woolly gray-green leaves 6-8 inches long	golden yellow, ball-shaped flower clusters	L	cut back after flowering	N	upright flower stems continue to develop with tiers of flowers
Moss Phlox <i>Phlox subulata</i>		6" - 1'	1-2'	sun	E	dense mat-forming growth, needle-like, evergreen leaves	white, pink or blue flowers	L	cut off old flower stalks and dead foliage before spring growth begins	N	spring flowers make sheets of color, attractive on slopes and in rock gardens, many other fine selections
Sword Fern <i>Polystichum munitum</i>	✓	3'	3'	sun to shade	E	leathery, shiny fronds	dark green foliage	M	remove damaged foliage in early spring	N	tolerates much shade, bold Pacific Northwest native
Prairie Coneflower <i>Ratibida columnifera</i>		2 1/2'	1'	sun	D	branched plants with deeply cut leaves	yellow to brownish purple flowers	L	cut to ground level prior to new spring growth	Y	may be used as a meadow plant, looks good with ornamental grasses
Matilija Poppy <i>Romneya coulteri</i>	N	4'	4'	sun	D	tissue paper flowers are produced over a long period	white flowers with yellow stamens	L	cut off old flower stalks and dead foliage before spring growth begins	N	spectacular flowers are long-lasting in floral arrangements

*Plants noted as weedy or invasive in other states or countries



Sage



Pincushion Flower



Oregon Stonecrop



Sedum



Goldenrod



Point Reyes Ceanothus



Beach Strawberry



Carpet Broom



St. Johnswort



Shore Juniper

COMMON NAME SCIENTIFIC NAME	OREGON NATIVE	HEIGHT	SPREAD	LIGHT	EVERGREEN/DECIDUOUS	SEASONAL INTEREST	COLOR/FEATURE	WATER	MAINTENANCE	WILDLIFE	COMMENTS
Sage <i>Salvia</i> spp.		1-3'	1-3'	sun	E	late summer and fall blooming	deep purple to red-rose colored flowers	L	shorten and shape plants prior to spring growth	Y	hummingbirds feed from nectar in flowers, many varieties available
Pincushion Flower <i>Scabiosa</i> spp.		1'-2'	1'-2'	sun	D	long bloom period during summer	white, pink or light blue flowers	L	cut off old flower stalks and dead foliage before spring growth begins	Y	excellent cut flowers, remove spent flowers to encourage abundant re-bloom
Oregon Stonecrop <i>Sedum oregonum</i>	✓	less than 6"	6"-1'	sun	E	mat-forming plant	leaves turn bronze-purple in fall	M	shear off spent flowers	N	must have a well-drained site
Sedum <i>Sedum spathulifolium</i>	✓	6"	1' +	sun	E	forms large patches	short stems with clusters of yellow flowers	L	little maintenance needed for this plant	N	grows well in rocky areas and slopes with well-drained soil
Goldenrod <i>Solidago</i> spp.	✓	1-3'	1-2'	sun	D	late summer bloom	bright yellow flowers	L	little maintenance is needed, few pests attack this plant	N	good for cut flowers
Ground Covers											
Point Reyes Ceanothus <i>Ceanothus gloriosus</i>		2-3'	6'	sun or part shade	E	long lasting showy flowers	blue flowers on dark green foliage	L	little maintenance needed	N	effective cover for large banks
Beach Strawberry <i>Fragaria chiloensis</i>	✓	6-12"	1-2'	sun	D	small-scale ground cover with seedy fruits	white flowers in spring	L	trim off during late winter to encourage spring growth	Y	<i>Fragaria virginiana</i> is also good for sunny spots, <i>Fragaria vesca</i> is good for shade to part shade
Carpet Broom <i>Genista pilosa</i>		1-1 1/2'	4-7'	sun	D	green stems with tiny leaves, dense ground cover	bright yellow flowers	L	remove damaged stems, little maintenance needed	N	this low-growing plant is covered with bright yellow flowers in early spring, fairly fast growing
St. Johnswort <i>Hypericum calycinum</i>		1-1 1/2'	1'-2'	sun	E	showy summer flowers, blue-green foliage	yellow flowers	L	trim back or mow to ground level every 2-3 years or after severe winter cold	N	may be used as a ground cover that is tolerant of heat, dense ground cover, some plant parts are toxic
Shore Juniper <i>Juniperus conferta</i> 'Blue Pacific'		1'	3'	sun	E	blue-green color on the 1/2" long needles	blue-green needles	L	remove damaged branches	Y	a dense, low groundcover, whose density is encouraged by tip pruning when the plant is young



Creeping Juniper



Japanese Garden Juniper



Lithodora



Siberian Carpet



Oregano



Oxalis



Thyme



Star Jasmine


COMMON NAME SCIENTIFIC NAME	OREGON NATIVE	HEIGHT	SPREAD	LIGHT	EVERGREEN/DECIDUOUS	SEASONAL INTEREST	COLOR/FEATURE	WATER	MAINTENANCE	WILDLIFE	COMMENTS
Creeping Juniper <i>Juniperus horizontalis</i>		1'	2-4'	sun	E	low, spreading plant	gray-green needle-like leaves	L	tip-prune plants when young to encourage density, remove damaged stems	N	many cultivated varieties are available — most have even more blue foliage
Japanese Garden Juniper <i>Juniperus procumbens</i>		1'	2-3'	sun	E	fine texture due to 1/4" needles	medium green needles	L	tip prune plants when young to encourage density, remove damaged stems	N	very fine texture on this small-needled Juniper, slow-growing plant
Lithodora <i>Lithodora diffusa</i>		6-12"	2'	sun	E	fine texture due to 1/4" leaves	bright blue flowers and dark green foliage	L	tip prune when young to develop a dense plant	N	an attractive color combination — rich blue flowers and deep green leaves
Siberian Carpet Cypress <i>Microbiota decussata</i>		1'	4-6'	sun	E	feathery texture of scale-like foliage sprays	medium green with orange to gray winter color	L	tip prune plants when young to encourage density, remove damaged stems	N	the winter color adds interest to the winter landscape, very disease resistant
Oregano <i>Origanum vulgare</i>		1-2'	1-2'	sun	E	low, spreading, small-leaved herb	tiny white or purplish pink flowers	L	tip prune after flowering to encourage regrowth of foliage	N	new foliage may be used either fresh or dried in cooking
Oxalis <i>Oxalis oregana</i>	✓	6"	1-2'	shade to part shade	D	ground cover for shade	heart-shaped leaflets	N	dig and divide clumps if you wish to spread this plant through the garden	N	these clover-like plants add whimsy to the garden, native varieties spread aggressively
Thyme <i>Thymus spp.</i>		3-6"	6"-1'	sun	E	fragrant leaves, low, spreading herb	a wide variety of foliage and flower variation	L	tip-prune plants to encourage density	N	many cultivated varieties, some with variegated leaves and some with burgundy flowers, new foliage may be used either fresh or dried in cooking
Star Jasmine <i>Trachelospermum jasminoides</i>		1-2'	5-10'	shade to part shade	D	fragrant flowers, glossy, dark green leaves	white flowers	M	tip prune to encourage density	N	attractive to bees, can grow upright as a vine if trellised



Quaking Grass



Feather Reed Grass



Tufted Hair Grass



California Fescue



Blue Fescue



Blue Oat Grass



Maiden Grass



Black Mondo Grass



Giant Feather Grass

COMMON NAME SCIENTIFIC NAME	OREGON NATIVE	HEIGHT	SPREAD	LIGHT	EVERGREEN/DECIDUOUS	SEASONAL INTEREST	COLOR/FEATURE	WATER	MAINTENANCE	WILDLIFE	COMMENTS
Quaking Grass <i>Briza</i> spp.		2'	2'	sun	D	seed heads that resemble rattle-snake rattles	green leaves, brown seed heads	M	cut to base around the first of February	N	<i>see *</i> , graceful plant in summer's breeze
Feather Reed Grass <i>Calamagrostis x acutiflora</i>		6'	3'	sun	D	feathery plumes of bloom and seed display	seed heads are purple-tinted green to yellow	M	cut to base around the first of February	N	these tall bloom and flower heads reach above many other plants in the garden
Tufted Hair Grass <i>Deschampsia caespitosa</i>	✓	1-2'	2'	sun	D	delicate-looking seed heads	narrow dark green leaves	M	cut to base around the first of February	N	graceful mounds of arching foliage
California Fescue <i>Festuca californica</i>	✓	2-3'	1-2'	sun	E	loose clump of foliage	blue-green or gray-green leaves	M	to rejuvenate, use a rake to remove dead leaves from the clump	N	'Serpentine Blue' has intensely blue-gray foliage
Blue Fescue <i>Festuca glauca</i>		8"-1'	1-1 1/2'	sun	E	flowers give way to buffy seed heads	green with purple tinge	L	cut back foliage in early spring to 3-4" to tidy clumps	N	excellent as ground cover, border, rock garden accent or edging plant
Blue Oat Grass <i>Helictotrichon sempervirens</i>		1'	1'	sun	E	fountain-like clump of foliage	bright blue-green leaves	M	use a rake to remove dead leaves from clump	N	<i>see *</i> , a graceful plant
Maiden Grass <i>Miscanthus sinensis</i> 'Gracillimus'		5'	3-4'	sun	D	flower stalks and seed heads reach above foliage	dark green leaves with a silver mid-rib	M	cut to base around the first of February	N	<i>see *</i> , while this plant becomes a large mound, the flower and seed heads gracefully blow in the wind
Black Mondo Grass <i>Ophiopogon planiscapus</i> 'Nigrescens'		6"	1'	sun to part shade	E	foliage color and small, slender leaves	nearly black leaves	M	remove damaged leaves prior to new growth	N	foliage color is unusual, multiple plants offer a greater aesthetic effect
Giant Feather Grass <i>Stipa gigantea</i>		6'	3'	sun	D	narrow, arching leaves, mound-forming plant	light yellow flowers	L	use a rake to remove dead leaves from clump	N	creates effect of 'dancing' seeds in the breeze atop 6' stems

*Plants noted as weedy or invasive in other states or countries

Water-efficient Demonstration Gardens IN THE WILLAMETTE VALLEY

CLACKAMAS COMMUNITY COLLEGE

Water-efficient Demonstration Garden

The Water-efficient Demonstration Garden at Clackamas Community College is a collaboration between the CCC Horticulture Department, South Fork Water Board, area water providers and partners in the green industry. The 7,000 sq ft. garden features six different garden styles with a variety of drought-tolerant plants and irrigation techniques. Each area of the garden has interpretive signage explaining the landscape material, the irrigation methods used, and why each area was planted or designed as it was. The garden is open to the public seven days a week any time of day and serves the community through self-guided walking tours and landscape workshops and events using the garden.

To get to the garden, take the Oregon City/Molalla/Hwy 213 exit off of I-205. Take 213 to the intersection of Beaver Creek Rd. Take a left onto Beaver Creek Rd. Go about half a mile and turn right into the College. Take a left into the first parking lot; the garden is located at the end of the parking lot.

METRO'S

Natural Techniques Garden

See natural gardening techniques at work in Metro's "chemical-free" demonstration garden. Metro designed the garden to help people learn about the benefits of using natural gardening techniques to grow healthy plants while protecting the quality of our rivers, streams and wildlife habitat. Visitors are welcome to explore at their leisure and pick up brochures about the plants and techniques used in the garden. The Garden is located at 6800 SE 57th Ave. (at Southeast Cooper), in Portland and is open 10 a.m. – 3 p.m. April through October. Admission is free. For more information about Natural Gardening workshops, recycling information or directions to the Garden, call Metro at (503) 234-3000, or go to www.metro-region.org/gardening.



THE OREGON GARDEN

Water-efficient Demonstration Garden

OSU Marion County Master Gardeners maintain a water-efficient demonstration garden at the Oregon Garden in Silverton. The garden is located adjacent to the east side of the business office and consists of trees, shrubs and perennials. The garden is not watered in the summer and is not fertilized. It is periodically pruned and plants added and removed as necessary. This garden is at its peak March through June. The Oregon Garden is open from May through September 10 a.m. - 6 p.m. and October through April 10 a.m. - 4 p.m. For more information about admission costs or for directions to the Garden, go to <http://www.oregongarden.org>.



TUALATIN VALLEY WATER DISTRICT

Water-efficient Demonstration Garden

Tualatin Valley Water District's 1.3 acre Water-efficient Demonstration Garden is an educational area that promotes efficient use of water in landscaping. The Garden is free and is open for self-guided tours for residents and customers interested in cultivating healthy, beautiful landscapes while decreasing their outdoor water use. Each area has signage explaining the landscape material and irrigation methods used, and why each area was planted or designed as it was. Tour the garden and get landscape planting and irrigation design ideas that anyone can use.

The garden is located on the corner of SW 170th Ave. and SW Merlo Rd. at TVWD's office in Beaverton, just south of the Elmonica MAX light-rail station. For a map to the office, visit www.tvwd.org.



Absinth Wormwood.....29	Crocus.....27	Lithodora.....39	Sea Pink.....29
Amur Cork Tree.....11	Cushion Spurge.....31	Longleaf Mahonia.....23	Sedum.....37
Amur Maackia.....11	Daffodil.....29	Lupine.....33	Serviceberry.....15
Amur Maple.....9	Delavay Osmanthus.....23	Madrone.....9	Shore Juniper.....37
Aster.....29	Douglas-fir.....15	Maiden Grass.....41	Shrubby Wallflower.....31
Atlas Cedar.....13	Dwarf Blue Scot's Pine.....23	Matilija Poppy.....35	Siberian Carpet Cypress.....39
Austrian Pine.....13	Dwarf Strawberry Tree.....15	Mock Orange.....23	Silk Tree or Mimosa.....9
Autumn Crocus.....27	Eastern Redbud.....9	Moss Phlox.....35	Silver Linden.....11
Beach Strawberry.....37	Eastern White Pine.....13	Mountain Hemlock.....15	Smokebush.....19
Beardlip Penstemon.....35	English Lavender.....21	Mugo Pine.....23	Snow Drop.....29
Biscay Heath.....19	English Yew.....27	Noble Fir.....13	Snow Gum.....9
Black Mondo Grass.....41	Evergreen Euonymus.....19	Nutka Rose.....25	Snow-In-Summer.....31
Blanket Flower.....31	False Indigo.....31	Oceanspray.....21	Spanish Fir.....13
Bloody Cranesbill.....33	Feather Reed Grass.....41	Opium Poppy.....35	Spanish or French Lavender.....21
Bluebeard.....17	Flowering Currant.....25	Oregano.....39	Spirea.....27
Blue Blossom.....17	Flowering Quince.....17	Oregon Grape.....21	St. Johnswort.....37
Blue Elderberry.....25	Garland Daphne.....19	Oregon Iris.....29	Staghorn Sumac.....25
Blue Flax.....33	Gaura.....33	Oregon Stonecrop.....37	Star Jasmine.....39
Blue Fescue.....41	Gayfeather.....33	Oregon White Oak.....11	Sun Rose.....21
Blue Oat Grass.....41	Giant Feather Grass.....41	Ornamental Onion.....27	Sweetbox.....25
Box Honeysuckle.....21	Ginkgo.....11	Oxalis.....39	Sword Fern.....35
Boxwood.....17	Goldenrod.....37	Pacific Wax Myrtle.....23	Thyme.....39
Brilliant Stonecrop.....33	Grand Fir.....11	Pearly Everlasting.....29	Tickseed.....31
Bush Cinquefoil.....23	Grape Hyacinth.....29	Persian Parrotia.....11	Tufted Hair Grass.....41
California Fescue.....41	Hairy Manzanita.....15	Pincushion Flower.....37	Upright Hornbeam.....9
California Fuchsia.....31	Hedge Lavender.....21	Point Reyes.....37	Vine Maple.....9
Camas Lily.....27	Holly Leaf Osmanthus.....23	Ponderosa Pine.....13	Western Catalpa.....9
Candytuft.....33	Indian Hawthorn.....25	Prairie Coneflower.....35	Western Columbine.....29
Carpet Broom.....37	Indian Plum.....23	Purple Cone Flower.....31	Western Hemlock.....15
Cascara.....25	Japanese Barberry.....17	Quaking Grass.....41	Western Redcedar.....15
Caucasian Daphne.....19	Japanese Black Pine.....15	Raywood Ash.....9	Western Redbud.....17
Chaste Tree.....27	Japanese Garden Juniper.....39	Red Hot Poker.....33	Western Spice Bush.....17
Cheddar Pink.....31	Japanese Pittosporum.....23	Redtwig Dogwood.....19	Winter Creeper.....19
Coast Silktassel.....21	Japanese Red Pine.....13	Rockrose.....19	Winter Jasmine.....21
Coffeeberry.....25	Japanese Spirea.....27	Rocky Mountain Juniper.....13	Wulfenii Spurge.....19
Colorado Blue Spruce.....13	Japanese Zelkova.....11	Rose Mallow.....35	
Common Yarrow.....29	Jerusalem Sage.....35	Rosemary.....25	
Corsican Hellebore.....33	Lacebark Elm.....11	Russian Sage.....35	
Coyote Brush.....17	Laurustinus Viburnum.....27	Sage.....37	
Cranesbill.....33	Lavender Cotton.....25	Santa Barbara Ceanothus.....17	
Creeping Juniper.....39	Leyland Cypress.....15	Scot's Pine.....13	

<i>Abies grandis</i>	11	<i>Crocus</i> spp.	27	<i>Kniphofia</i> spp.	33	<i>Pinus thunbergii</i>	15
<i>Abies pinsapo</i>	13	<i>Daphne caucasica</i>	19	<i>Lavandula angustifolia</i>	21	<i>Pittosporum tobira</i>	23
<i>Abies procera</i>	13	<i>Daphne cneorum</i>	19	<i>Lavandula stoechas</i>	21	<i>Polystichum munitum</i>	35
<i>Acer circinatum</i>	9	<i>Deschampsia caespitosa</i>	41	<i>Lavandula x intermedia</i>	21	<i>Potentilla fruticosa</i>	23
<i>Acer ginnala</i>	9	<i>Dianthus gratianopolitanus</i>	31	<i>Liatris spicata</i>	33	<i>Pseudotsuga menziesii</i>	15
<i>Achillea millifolium</i>	29	<i>Echinacea purpurea</i>	31	<i>Linum perenne</i>	33	<i>Quercus garryana</i>	11
<i>Albizia julibrissin</i>	9	<i>Epilobium canum</i>	31	<i>Lithodora diffusa</i>	39	<i>Ratibida columnifera</i>	35
<i>Allium</i> spp.	27	<i>Erica x darleyensis</i>	19	<i>Lonicera nitida</i>	21	<i>Rhamnus californica</i>	25
<i>Amelanchier alnifolia</i>	15	<i>Eucalyptus pauciflora</i> ssp. <i>niphophila</i>	9	<i>Lupinus</i> spp.	33	<i>Rhamnus purshiana</i>	25
<i>Anaphalis margaritacea</i>	29	<i>Euonymus fortunei</i>	19	<i>Maackia amurensis</i>	11	<i>Rhaphiolepis umbellata</i>	25
<i>Aquilegia formosa</i>	29	<i>Euonymus japonicus</i>	19	<i>Mahonia aquifolium</i>	21	<i>Rhus typhina</i>	25
<i>Arbutus menziesii</i>	9	<i>Euphorbia characias</i> ssp. <i>wulfenii</i>	19	<i>Mahonia nervosa</i>	23	<i>Ribes sanguineum</i>	25
<i>Arbutus unedo</i> 'Compacta'	15	<i>Euphorbia polychroma</i>	31	<i>Malva alcea</i>	35	<i>Romneya coulteri</i>	35
<i>Arctostaphylos columbiana</i>	15	<i>Festuca californica</i>	41	<i>Microbiota decussata</i>	39	<i>Rosa nootkana</i>	25
<i>Armeria maitina</i>	29	<i>Festuca glauca</i>	41	<i>Miscanthus sinensis</i> 'Gracillimus'	41	<i>Rosmarinus officinalis</i>	25
<i>Artemesia absinthium</i>	29	<i>Fragaria chiloensis</i>	37	<i>Muscari armeniacum</i>	29	<i>Salvia</i> spp.	37
<i>Aster subspicatus</i>	29	<i>Fraxinus angustifolia</i> 'Raywood'	9	<i>Myrica californica</i>	23	<i>Sambucus caerulea</i>	25
<i>Baccharis pilularis</i>	17	<i>Galanthus nivalis</i>	29	<i>Narcissus</i> spp.	29	<i>Santolina chamaecyparissus</i>	25
<i>Baptisa australis</i>	31	<i>Gaillardia x grandiflora</i>	31	<i>Oemleria cerasiformis</i>	23	<i>Sarcococca</i> spp.	25
<i>Berberis thunbergii</i>	17	<i>Garrya elliptica</i>	21	<i>Ophiopogon planiscapus</i> 'Nigrescens'	41	<i>Scabiosa</i> spp.	37
<i>Briza</i> spp.	41	<i>Gaura lindheimeri</i>	33	<i>Origanum vulgare</i>	39	<i>Sedum oreganum</i>	37
<i>Buxus sempervirens</i>	17	<i>Genista pilosa</i>	37	<i>Osmanthus delavayi</i>	23	<i>Sedum spathulifolium</i>	37
<i>Calamagrostis x acutiflora</i>	41	<i>Geranium pilosa</i>	37	<i>Osmanthus heterophyllus</i>	23	<i>Solidago</i> spp.	37
<i>Calycanthus occidentalis</i>	17	<i>Geranium macrorrhizum</i>	33	<i>Oxalis oregana</i>	39	<i>Spiraea japonica</i>	27
<i>Camassia</i> spp.	27	<i>Geranium sanguineum</i>	33	<i>Papaver somniferum</i>	35	<i>Spiraea xvanhouttei</i>	27
<i>Carpinus betulus</i> 'Fastigiata'	9	<i>Ginkgo biloba</i>	11	<i>Parrotia persica</i>	11	<i>Stipa gigantea</i>	41
<i>Caryopteris x clandonensis</i>	17	<i>Helleborus argutifolius</i>	33	<i>Penstemon barbatus</i>	35	<i>Taxus baccata</i>	27
<i>Catalpa speciosa</i>	9	<i>Helianthemum</i> spp.	21	<i>Perovskia atriplicifolia</i>	35	<i>Thuja plicata</i>	15
<i>Ceanothus gloriosus</i>	37	<i>Helictotrichon sempervirens</i>	41	<i>Phellodendron amurense</i>	11	<i>Thymus</i> spp.	39
<i>Ceanothus impressus</i>	17	<i>Holodiscus discolor</i>	21	<i>Philadelphus lewisii</i>	23	<i>Tilia tomentosa</i>	11
<i>Ceanothus thyrsiflorus</i>	17	<i>Hylotelephium spectabile</i>	33	<i>Phlomis fruticosa</i>	35	<i>Trachelospermum</i> <i>jasmionides</i>	39
<i>Cedrus atlantica</i>	13	<i>Hypericum calycinum</i>	37	<i>Phlox subulata</i>	35	<i>Tsuga heterophylla</i>	15
<i>Cerastium tomentosum</i>	31	<i>Iberis sempervirens</i>	33	<i>Picea pungens</i> var. <i>glavca</i>	13	<i>Tsuga mertensiana</i>	15
<i>Cercis canadensis</i>	9	<i>Iris tenax</i>	29	<i>Pinus pungens</i> var. <i>glavca</i>	13	<i>Ulmus parvifolia</i>	11
<i>Cercis occidentalis</i>	17	<i>Jasminum nudiflorum</i>	21	<i>Pinus densiflora</i>	13	<i>Viburnum tinus</i>	27
<i>Chaenomeles speciosa</i>	17	<i>Juniperus conferta</i> 'Blue Pacific'	37	<i>Pinus mugo</i>	23	<i>Vitex agnus-castus</i>	27
<i>Cistus x hybridus</i>	19	<i>Juniperus horizontalis</i>	39	<i>Pinus nigra</i>	13	<i>x Cupressocyparis leylandii</i>	15
<i>Colchicum autumnale</i>	27	<i>Juniperus procumbens</i>	39	<i>Pinus ponderosa</i>	13	<i>Zelkova serrata</i>	11
<i>Coreopsis grandiflora</i>	31	<i>Juniperus scopulorum</i>	13	<i>Pinus strobus</i>	13		
<i>Cornus sericea</i>	19			<i>Pinus sylvestris</i>	13		
<i>Cotinus coggygria</i>	19			<i>Pinus sylvestris</i> 'Glauca Nana'	23		

Books & Publications on Water-Efficient Landscaping

Climate and natural vegetation

The climate of Oregon. George Taylor and Chris Hannan. Oregon State University Press, 1999.

Natural vegetation of Oregon and Washington. Jerry Franklin and C.T. Dyrness, Oregon State University Press, 1988.

Plants of western Oregon, Washington and British Columbia. Eugene Kozloff. Timber Press, 2005.

Soil preparation

Improving garden soils with organic matter. Oregon State University Extension publication, EC 1561. May, 2003.

A list of analytical laboratories serving Oregon. Oregon State University Extension publication, EM 8677. January, 2002.

Irrigation systems

Drip irrigation for every landscape and all climates. Robert Kourik. Metamorphic Press, 1992.

Watering home gardens and landscape plants. Washington State University Extension EB 1090. July 2001.

Plant selection and landscaping

Gardening with native plants of the Pacific Northwest. Arthur Kruckeberg. University of Washington Press, 2nd Ed., 1997.

Native plants in the coastal garden: A guide for gardeners in the Pacific Northwest. April Pettinger, Brenda Constanzo. Timber Press, 2nd Ed., 2003.

Garden plants for Mediterranean climates. Graham Payne. The Crowood Press. 2002.

Mediterranean gardening: A waterwise approach. Heidi Gildemeister. University of California Press, 2002.

Xeriscape gardening: water conservation for the American landscape. Connie Ellefson et al. Macmillan, 1992

Right Plant, Right Place. Nicola Ferguson. Fireside Books, 2005

Landscape plants for Western regions: An illustrated guide to plants for water conservation. Bob Perry. Land Design Publishing, 1992.

The Mediterranean gardener. Hugo Latymer. Frances Lincoln, 2001.

The dry garden: A practical guide to planning and planting. Mark Rumary. Sterling, 1995.

American Horticultural Society practical guides: Water-wise gardening. DK Adult, 1999.

Water-efficient landscape plants. Oregon State University Extension publication, EC 1546. April, 2004.

Gardening with Oregon Native Plants West of the Cascades. Oregon State University Extension publication, EC 1577. October, 2005.

Water Wise Vegetables. Steve Solomon. Sasquatch Books, 1993.

The Landscaping Revolution Garden with Mother Nature, Not Against Her. Andy Wasowski, Sally Wasowski. Contemporary Books, 2000

For more information

OSU Extension Publications
<http://extension.oregonstate.edu/catalog>

Washington State University Extension Publications
<http://cru84.cahe.wsu.edu/cgi-bin/pubs/index.html>

For More Information

The Hardy Plant Society of Oregon

1930 NW Lovejoy Street, Portland, OR 97209
Phone: 503-224-5718
www.hardyplantsociety.org

Native Plant Society of Oregon

PO Box 902, Eugene, OR 97440
Phone: 503-224-5718
www.npsoregon.org

Invasive Landscape Plants from the Emerald Chapter of the NPSO

http://www.emeraldnpso.org/PDFs/Invas_Orn.pdf

Pacific Northwest Native Wildlife Gardening

<http://www.tardigrade.org/natives/>

California Berkley Plant photos

<http://calphotos.berkeley.edu/flora>

OSU Extension Service/Master Gardeners

Phone: 541-737-2513
<http://extension.oregonstate.edu>

Landscape Plant Identification

<http://oregonstate.edu/dept/ldplants/>

Regional Water Providers Consortium

1120 SW 5th Ave., Suite 600, Portland, OR 97204
Phone: 503-823-7528
www.conserve.h2o.org

International Society of Arboriculture

For more help in planting the right tree in the right place
www.treesaregood.com

Naturescaping

To attend free workshops on Naturescaping and Site Planning. Call 503-797-1842
Email: naturescaping@yahoo.com

Waterright

For irrigation scheduling, click on Homeowner and then Oregon.
www.waterright.org

Local ET Information

Go to <http://portlandonline.com/water/index.cfm?c=29334> and click on the conservation button.